

State Breastfeeding Coalitions
Bi-monthly Teleconference Series
August 12, 2008

Breastfeeding Rates among U.S. Children, CDC National Immunization Survey Data

Kelley S. Scanlon, PhD, RD
Katherine Shealy, MPH, IBCLC, RLC

Division of Nutrition, Physical Activity and Obesity
National Center for Chronic Disease Prevention and Health Promotion
Centers for Disease Control and Prevention
Atlanta, GA



Slide 1

Teleconference Objectives

- Summarize National Immunization Survey (NIS) breastfeeding rates, released August 2008
- Highlight new indicator on formula supplementation
- Discuss yearly release of provisional data
- Discuss year to year fluctuation of breastfeeding rates



Slide 2

NIS Breastfeeding Data

- Interviews conducted July 2001 – December 2007
- Caregivers of 19-35 month old children
- Children born 1999-2005
- Data on a birth cohort collected over 3 survey years

Slide 3

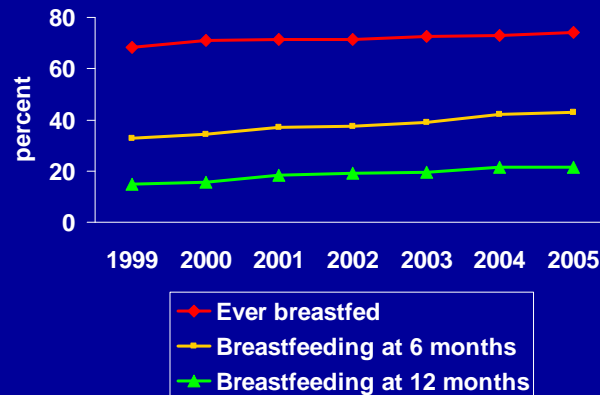


National Immunization Survey

Birth Months Represented Each Survey Year

NIS Survey Year	Birth Months	Birth Cohort 2004	Birth Cohort 2005
2005	2/02-5/04	X	
2006	2/03-5/05	X	X
2007	2/04-5/06	X	X
2008	2/05-5/07		X

Percent of U.S. Children who are Breastfed, by Birth Year, National Immunization Survey



Slide 5



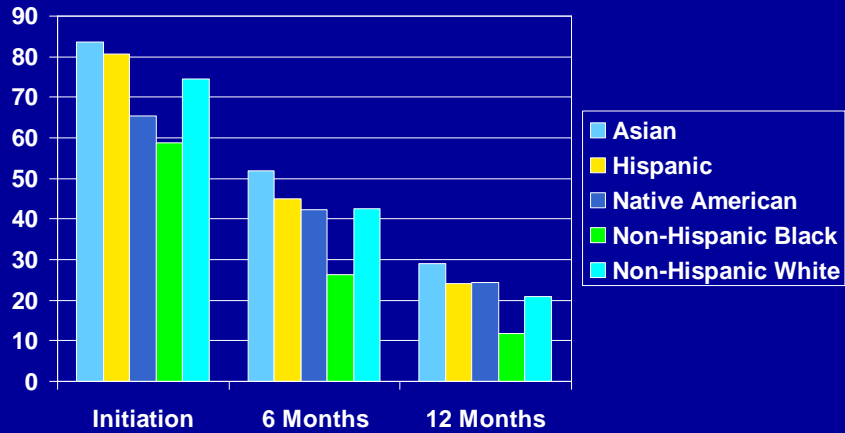
Breastfeeding Rates Among Children Born in 2005 Fall Short of Health People 2010

Healthy People 2010 Objectives	% \pm Half 95%C.I.
Initiation and Duration of Breastfeeding	
75% in early postpartum period	74.2 \pm 1.2
50% at 6 months of age	43.1 \pm 1.3
25% at 12 months of age	21.4 \pm 1.1
Exclusive Breastfeeding	
40% through 3 months of age	31.5 \pm 1.3
17% through 6 months of age	11.9 \pm 0.9

Slide 6



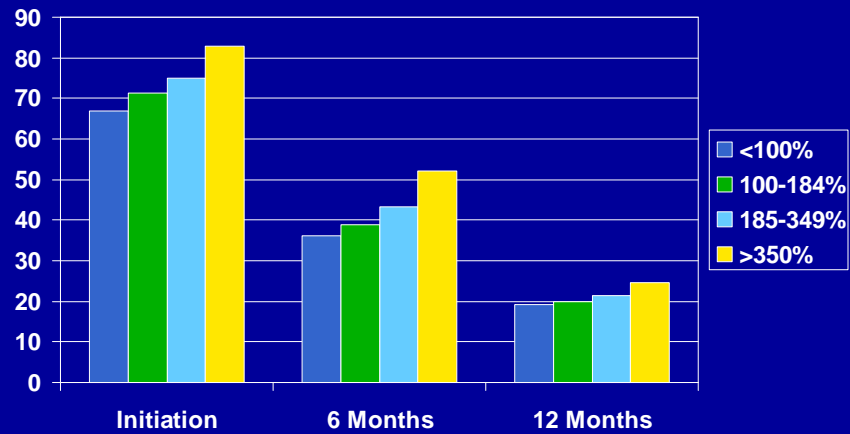
NIS Breastfeeding Rates among 2005 Births differ by Race and Ethnicity



Slide 7



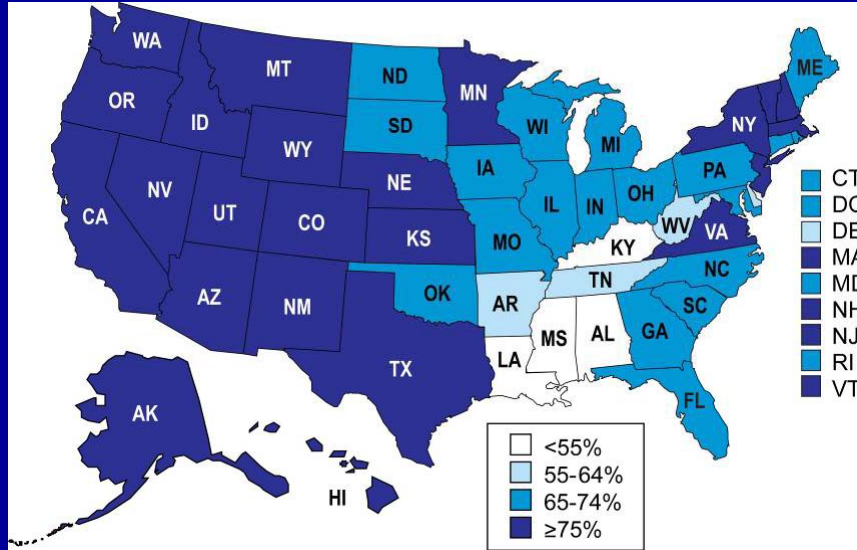
NIS Breastfeeding Rates among 2005 Births differ by Poverty Index Ratio



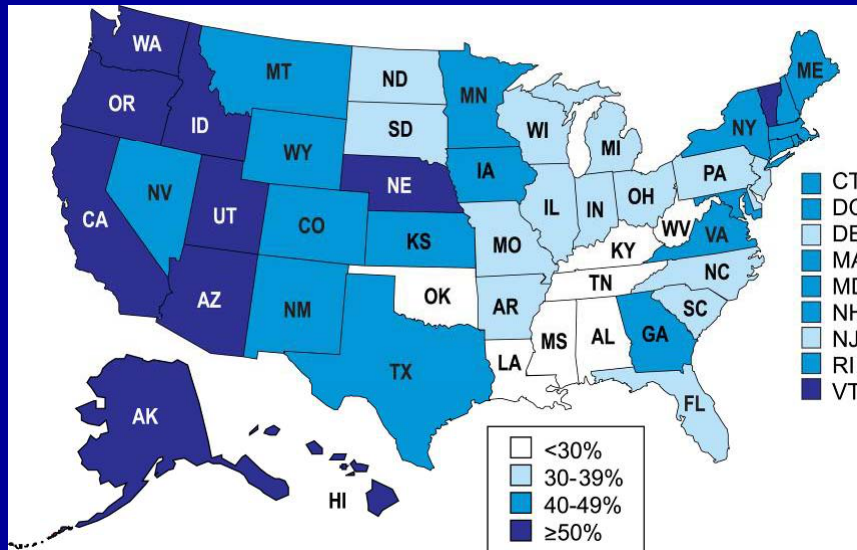
Slide 8



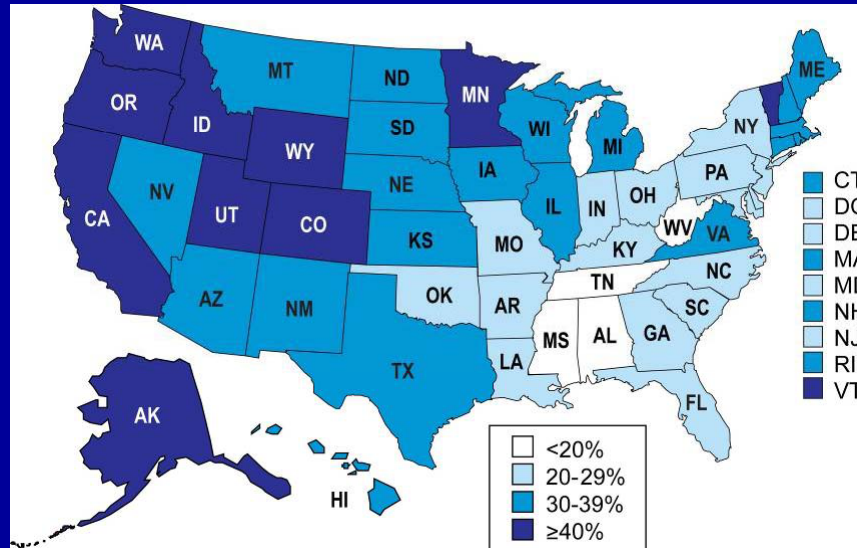
Breastfeeding Initiation among Children born in 2005



Breastfeeding at 6 Months among Children born 2005



Exclusive Breastfeeding through 3 Months among Children born in 2005



Use of Infant Formula while Breastfeeding

- American Academy of Pediatrics recommends exclusive breastfeeding for first 6 months
- Protection against lower respiratory infections, acute otitis media, atopic dermatitis, and childhood obesity
- 2006 revision to NIS questions included separate question on formula use

Slide 12



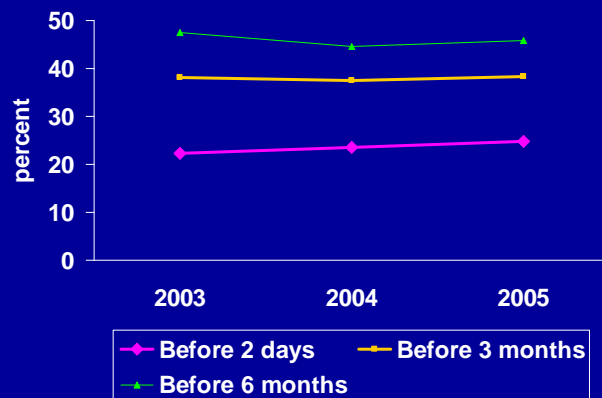
Use of Infant Formula among Breastfed Infants Born in 2005

Formula supplementation	% \pm Half 95%C.I.
Before 2 days	24.7 \pm 1.4
Before 3 months of age	38.3 \pm 1.8
Before 6 months of age	45.9 \pm 2.1

Slide 13



Percent of U.S. Breastfed Children Supplemented with Formula, by Birth Year, National Immunization Survey



Slide 14



Yearly Update of Provisional Data

- Provisional data on a birth year released when approximately 2/3 of cohort interviewed
- August 2007, released provisional data on children born in 2004
- Interviews completed November 2007
- Final data for 2004 births released August 2008

Slide 15



Yearly Update of Provisional Data

- While final breastfeeding rates differ from provisional rates, the difference was within the margin of error for all states
- Montana's 2004 breastfeeding initiation rate:
provisional: 87.7 ± 5.5
final rate: 83.4 ± 4.7

Slide 16



Update of Breastfeeding Rates for 2003 Birth Year

- 2003 birth cohort was final in August of 2007
- Rates were re-calculated when new sampling weights for 2006 survey year became available in 2008
- Difference in 2003 rates is very slight
- 2004 birth cohort also affected by revision of survey weights

Slide 17



NIS Breastfeeding Rates

Breastfeeding Indicator	2004 Rate % ± Half C.I.	2005 Rate % ± Half C.I.
Initiation	73.1 ± 0.8	74.2 ± 1.2
At 6 months	42.1 ± 0.9	43.1 ± 1.3
At 12 months	21.4 ± 0.8	21.4 ± 1.1



Yearly Fluctuation of Breastfeeding Initiation Rates

Location	2004 Rate % \pm Half C.I.	2005 Rate % \pm Half C.I.
Maine	75.4 \pm 5.6	71.7 \pm 7.5
Georgia	66.0 \pm 5.5	72.0 \pm 7.6

Slide 19



Monitoring Progress in Breastfeeding Rates

- Consider confidence intervals around rates
- Evaluate trend over several birth years
- Revisions to website being discussed
- We welcome your thoughts

Slide 20



Thank You!



If you have questions, please contact:

Kelley S. Scanlon

kscanlon@cdc.gov

CDC Breastfeeding Information:

<http://www.cdc.gov/breastfeeding>

Slide 21

